





2019 JOGA 5-6 State Championships

Team Results

Feb 23-24, 2019





Page: 1
 Printed: 3/3/2019 12:28:46 PM
 Women / 5 / All Ages
 Session: All

Rank	Gym	Team	Score				
1	Surgent's Westfield	*	100.600	26.275 1T	23.300 2	25.050 3	25.975 1
2	Paramount	*	100.400	26.275 2T	23.200 3	25.100 2	25.825 2
3	Extreme	*	98.650	25.800 7	21.950 4	25.200 1	25.700 4
4	Elite Gymnastics	*	98.250	25.825 6	21.650 6	25.025 4	25.750 3
5	Tumble Techs	*	97.900	25.950 4	21.775 5	24.550 6	25.625 5
6	Nj Rock Gymnastics	*	97.825	25.875 5	23.750 1	23.950 9	24.250 12
7	Monmouth Gymnastics	*	97.575	26.200 3	21.425 7	24.800 5	25.150 7
8	Pinelands Gymnastics	*	94.700	25.200 13T	19.900 13	24.100 8	25.500 6
9	Aerials	*	94.575	25.600 8T	21.050 8	24.400 7	23.525 17
10	Nj Shrewsbury Gymnas	*	94.075	25.600 9T	20.050 10	23.800 10	24.625 10
11	Jets	*	93.375	25.200 14T	20.700 9	22.700 14	24.775 9
12	TNT	*	92.975	25.550 10	20.000 11	23.650 11	23.775 15T
13	Premier	*	91.650	25.225 12	19.200 15	22.400 15	24.825 8
14	Indigo	*	91.625	24.700 16	19.950 12	22.900 12T	24.075 14
15	Surgent'S Roselle Pa	*	90.825	24.650 17	19.600 14	22.225 16	24.350 11
16	Precision	*	90.275	25.325 11	17.900 17	22.900 13T	24.150 13
17	Freehold Elite Gymna	*	89.875	24.800 15	19.100 16	22.200 17	23.775 16T

2019 JOGA 5-6 State Championships

Team Results

Feb 23-24, 2019

Rank	Gym	Team	Score				
18	Dc Gymnastics	*	82.050	23.200 18	16.150 18	20.500 18	22.200 18
19	Shields	*	65.875	16.000 22	13.050 21	14.700 20	22.125 19
20	Diamond	*	60.600	16.650 19	13.650 20	14.850 19	15.450 21
21	Head Over	*	59.250	16.300 21	14.050 19	13.750 21	15.150 22
22	Sunburst	*	56.925	16.425 20	11.000 22	13.650 22	15.850 20
23	Nj Arena	*	29.650	8.125 23	7.325 23	7.000 23	7.200 23